

# ***CYLINDER HEAD SERIES***

## ***Korea Series***

DAEWOO .....	1
BUICK .....	1

## ***Japan Series***

TOYOTA .....	2-4
NISSAN .....	5
MITSUBISHI .....	5-6
ISUZU .....	6
MAZDA.....	6-8

## ***Euro Series***

PEUGEOT.....	8-9
RENAULT.....	9-10
FIAT .....	11
V.W. ....	12-13





**CH-01**

**OEM: 96182931 / 96143557**


**Application: DAEWOO CIELO**  
**Engine Version: 1.5L**



**CH-02**

**OEM: 96351976**

**Application: LEMNS/ LANOS**  
**Engine Version: 1.5L**



**CH-03**

**OEM: 1110A78B00-000**

**11110-78000 / 11110-80D00-000**

**Application: DAEWOO TICO**

**Engine Version : 0.8L**



**CH-04**

**OEM: 11110-80D00-000**

**Application: DAEWOO MATIZ**

**Engine Version :**



**CH-05**

**OEM: 92089854**

**Application: BUICK (SAIL)**

**Engine Version : 1.6L**



**CH-06**

**OEM: 11101-06040**

**Application: Toyota**

**Engine Version: 7K-N**



**CH-07**

**OEM: 11101-13062**

**Application: Toyota Corolla/Lite-Ace**  
**1486cc 8v, 1985-94**

**Engine Version: 5K-N**



**CH-08**

**OEM: 11101-30050 / 11101-0L060**

**11101-30080 / AMC 908783**

**Application: Toyota Land Cruiser/Hilux**  
**2982cc DOHC 16v**

**Engine Version: 1KD-FTV**



**CH-09**

**OEM: 11101-30040 / 11101-30060**

**11101-0L050 / AMC 908784**

**Application: Toyota HI-LUX/ACE DYNA150**

**Engine Version: 2KD-FTV**

**Valve number: 16**



**CH-10**

**OEM: AMC 908 782**

**Application: Toyota**

**Engine Version: 1KZ-TE**





**CH-11**

**OEM: 11101-69128 / 11101-69126**

**AMC 908780**

**Application: Toyota Land Cruiser TD**

**Engine Version: 1KZ-T**

**Valve number: 8**



**CH-12**

**OEM: 11101-69128 / 11101-69126**

**Application: Toyota TRUCK/ HILUX**  
**2959CC 1988-**

**Engine Version: 3VZ-RH**



**CH-13**

**OEM: 11101-75022/11101-35060**

**Application: Toyota HIACE 2500**  
**2438CC 1989-**

**Engine Version: 2RZ**



**CH-14**

**OEM: 11101-35080/11101-35060**

**Application:**

**Toyota DYNA2400/HI-LUX 2400**  
**2366CC 1983-**

**Engine Version: 22R**



**CH-15**

**OEM: 11101-64123**


**Application: Toyota Corona 2000**  
**1974CC 1983-**

**Engine Version: 2C**




**CH16**  
**OEM: 11101-79081**

**Application: Toyota TACOMA**  
**Engine Version: 3RZ**



**CH17**  
**OEM: 11101-71030**

**Application: Toyota HI-LUX 2200**  
**Engine Version: 3Y**



**CH18**  
**OEM: 11101-73020**

**Application: Toyota HI-LUX 2200**  
**Engine Version: 4Y**



**CH19**  
**OEM: 11101-19156**

**Application: Toyota CORLIA 1300**  
**TERCEL 1300**  
**Engine Version: 2E**



**CH20**  
**OEM: 11101-64162**

**Application: Toyota Camry Vista**  
**Town-ACE**  
**Engine Version: 3C**



**CH21**  
**OEM: 11101-58041**


**Application: Toyota HIACE/DYNA**  
**Engine Version: 14B**





**CH22**  
**OEM: 11040-VJ260**

**Application: Nissan**  
**Engine Version: KA24 2.4L**



**CH23**  
**OEM: 11040-FY501**

**Application: Nissan Forklift**  
**Engine Version: K21/K25**



**CH-24**  
**OEM: 7701473181**  
**AMC 908521**

**Application: Nissan Primera**  
**Suzuki Jimmy**  
**Engine Version: K9K**



**CH-25**  
**OEM: 11040-0M600**

**Application: Nissan Almera/Primera**  
**Engine Version: GA16-DE**



**CH-26**  
**OEM: 4G13**

**Application: Mitsubishi**  
**Engine Version: 1.5L**



**CH-27**

**OEM: AMC 908 519**

**1005A560/1005B452/1005B453**

**Application:**

**Mitsubishi L200/L200CR/Triton/ Strada  
/Pajero sport/Montero sport  
Challenger/Nativa 2.5TDI DOHC  
16v 2005-**

**Engine Version: 4D56U**



**CH-28**

**OEM: 910 510**

**Application: ISUZU**

**Engine Version: 4ZD1**



**CH-29**

**OEM: AMC 910511**

**Application: ISUZU**

**Engine Version: 4ZE1**



**CH-30**

**OEM:**

**Application: Mazda Ssauto**

**Engine Version:**

**Valve number: 4**



**CH-31**

**OEM: WL01-10-100G**

**31-10-100G/40443225**

**Y3-10-OKO/11-10-100E**

**AMC 908744/ 908 745**

**Application: MAZDA MPV**

**Engine Version: WL/WT**





**CH-32**

**OEM: AMC 908740**

**R263-10-100J**

**Application: MAZDA 323 / 626**

**Ford Courier**

**Engine Version: R2**



**CH-33**

**OEM: AMC 908750/ 11102-10342**

**66AMZ2002/R2Y4-10-100A**

**Application: MAZDA 323 / 626**

**Ford Courier**

**Engine Version: R2**



**CH-34**

**OEM: L1-10-100A/L1-10-100B**

**L1-10-100D /AMC 908741**

**Application: MAZDA 323 / 626**

**Suzuki Vitara**

**Engine Version: RF**



**CH-35**

**OEM: FS0110100J/FS0210100J**

**FS0510100J/ AMC 908742**

**Application: MAZDA 626**

**Suzuki Vitara**

**Engine Version: RF**



**CH-36**

**OEM: OK054-10-100/MRFJ510090**

**MRFJ5100D / AMC 908746**

**Application:**

**Suzuki Vitara 1998cc 2.0TD 8v**

**Kia Sportage 1998cc 2.0TD 8v 1988-**

**Mazda 626 1998cc 2.0TD 8V**

**Engine Version: RF**





**CH-37**

**OEM: 4986980/WE01-10-100J**

**AMC 908 749**

**Application:**

**Ford Ranger/Everest 2499cc 2.5TDI**

**3.0TDI DOHC 16v 2009-**

**Mazda BT-50 pick-up**

**2998cc 3.0D DOHC 16V 2006-**

**Engine Version: WE**



**CH-38**

**OEM: 02.00.EH/1676242/8603391**

**AMC 908596**

**Application:**

**Citroen Xsara/Picasso/C3/C4/C5**

**Ford Fiesta/Fusion/C-max/Focus**

**Mazda Mazda 3 1560cc 1.6CRTD**

**Minn Cooper S-D/Clubman 1560 HDI**

**Peugeot 307 1560cc 1.6HDI DOHC**

**Volvo S40 1560 1.6D DOHC 16V**

**Engine Version: DV6ATE**



**CH-39**

**OEM: 9634005010**

**Application: PEUGEOT 206**

**Engine Version: 1.4L**



**CH-40**

**OEM: 9614838980**

**Application: PEUGEOT 405**

**Engine Version: XU10J2C 2.0L**



**CH-41**

**OEM: 9608434580**

**Application: PEUGEOT 405**

**Engine Version: XU7JP 1.8L**



**CH-42**

**OEM: K911841548A**

**Application: PEUGEOT 405**

**Engine Version: XU7JPL3**



**CH-43**

**OEM: 965757319A**

**96340051107U3AF**

**Application: RENAULT**

**0200.30 / TU3.JP**

**Engine Version:**



**CH-44**

**OEM: 7700715244**

**Application: RENAULT R9**

**Engine Version: C1J-C2J**



**CH-45**

**OEM: 7700715244/770216434**

**Application: Renault Clio**

**Engine Version: K9K-716**

**CH-46****OEM: 7702252718****AMC 910010****Application: Renault R12****Engine Version: 847/810-11/B14****CH-47****OEM: 77304501****Application: FIAT****Engine Version:****CH-48****OEM: AMC 908556/71729497****71739601/5607138****5607170/5607173/5607178****Application: FIAT Doblo****Opel Corsa****Engine Version: 188A9.000****CH-49****OEM: MD185918/MD109733****22100-42U00/MD201539/AMC 908511****Application:****Mitsubishi Montero/Pajero/L300/Canter****2346cc 2.3D+2476cc 2.5D 8v 1982/86****Hyundai H1/H100 2476cc 2.5D 8v 1988-****Ford Bronco/Ranger 2346cc****2.3D+TD 8V 1985/87****Engine Version: 4D55/4D56/4D56T**



**CH-50**

**OEM: MD185926/MD109736/MD185922  
22100-42900/22001-427A1/AMC 908512**

**Application:**

**Mitsubishi Montero/Pajero/L300/Canter  
2476cc 2.5TD 8V 1984-  
Kia Besta/Bongo 2476cc 2.5TD  
8v 1998cc**

**Hyundai H1/H100/Gallopier Exceed  
2486cc 2.5TD 8v 1988-**

**Engine Version: 4D56/D4BH/D4BA/D4BAT**


**CH-51**

**OEM: 22100-27000/22100-27900  
22100-27901/22100-279012**

**Application: Kia Cerato**

**Hyundai Santa Fe**

**Engine Version: D4EA**

**CH-52**

**OEM: 7704453/98809738**

**Application: Fiat Tempra / Tipo**

**Engine Version: 159A3.000/159A3.046**

**CH-53**

**OEM:**

**Application: HYUNDAI SONATA KIA  
OPTIMA 2.0 2.4 DOHC**

**Engine Version:**

**CH-54****OEM: 058 103 373D****06B 103 373A****06A 103 373S****Application: B5 for PASSAT****Engine Version: 1.8/1.8T****Valve number: 20****CH-55****OEM: 06A 103 351M / 06A 103 351Q****Application: B5 for PASSAT****Engine Version: 2.0L****Valve number: 8****CH-56****OEM: 06B 103 351BJ / 06B 103 351M****06B 103 351BG****Application: SANTANA 3000****Engine Version: 1.8L****Valve number: 8****CH-57****OEM: 026 103 351Q / 026 103 353AQ****026 103 373Q****Application: SANTANA****Engine Version: 1.6L****Valve number: 8****CH-58****OEM: 048 103 351F / 048 103 353F****Application: SANTANA 06****Valve number: 8**



**CH-59**

**OEM: 06B 103 351F**

**Application: VW BORA**

**Engine Version: 1.6L**

**Valve number: 8**



**CH-60**

**OEM: 06A 103 351**

**Application: SUPERMAN (2V)**

**Valve number: 8**



**CH-61**

**OEM: 038 103 351B**

**Application: JETTA DIESEL**

**Engine Version: 1.6L**

**Valve number: 8**



**CH-62**

**OEM: 06B 103 373T**

**Application: JETTA 05**

**Engine Version : 1.8L**

**Valve number: 8**



**CH-63**

**OEM:**

**Application: BEETLE**

**Engine Version:**